


**381** BEDS 

**30,854**  
IN-PATIENT ADMISSIONS  
(150,219 IN-PATIENT DAYS)

**533,157**  
OUT-PATIENT VISITS

OUR PEOPLE 

**3,226**  
STAFF

**589**  
DOCTORS  


**853**  
STUDENTS  


**911**  
VOLUNTEERS  


**103,251**  
HOURS DONATED BY VOLUNTEERS

\*\*\* 1,230,000 HOURS DONATED BY VOLUNTEERS OVER THE PAST 12 YEARS \*\*\*

STUDENTS 

**660**   
NURSING

**86**  
ALLIED HEALTH

**38**  
NON-CLINICAL

**58**   
PARAMEDICS

RESEARCH 

**100**  
NEW SUBMISSIONS

**166**  
OPEN RESEARCH STUDIES

# 2016 / 17 VITAL SIGNS

DIAGNOSTIC IMAGING 

**29,247**  
CT SCANS

**81,750**  
CARDIAC DIAGNOSTIC EXAMS


**19,547**  
MRI SCANS

**343,778**  
TOTAL DIAGNOSTIC EXAMS

REGIONAL CARDIAC PROGRAM 


**6,415**  
CARDIAC CATHETERIZATIONS

**1,110**  
CARDIAC SURGERIES 

**752**   
ELECTROPHYSIOLOGY STUDIES

**2,309**  
ANGIOPLASTY PROCEDURES (PCI)

**666**  
ABLATIONS PERFORMED

**1,259**   
PACEMAKERS AND IMPLANTABLE CARDIAC DEFIBRILLATORS IMPLANTED

REGIONAL CANCER PROGRAM 

**60,470**  
OUT-PATIENT VISITS

**10,731**  
CHEMOTHERAPY & SUPPORTIVE TREATMENT VISITS

**27,057**  
RADIATION FRACTIONS

EMERGENCY DEPARTMENT 

**111,347** EMERGENCY ROOM VISITS



MATERNAL CHILD 

**2,589** BABIES BORN 

REGIONAL MENTAL HEALTH PROGRAM 

**499**  
CHILD & ADOLESCENT IN-PATIENT ADMISSIONS

**4,231**  
CHILD & ADOLESCENT EATING DISORDERS VISITS

**462**  
YOUNG ADULT EATING DISORDERS VISITS